



Filtromat OF 5 mobile

Description

The filtration unit OF 5 mobile is designed to fill hydraulic tanks (whilst filtering the fluid). It can also filter offline and pump hydraulic and lubrication oils out of hydraulic tanks (without filtration).

In the OF 5 CM design, the unit represents an ideal all-in-one solution for measuring particle contamination and water ingress in the hydraulic fluid. The integral air bubble suppression system prevents CS1000 measurement errors caused by air bubbles. As an option, other condition monitoring sensors such as the HYDAC AquaSensor can be incorporated to measure water in oil.

Applications

- Hydraulic and lubrication oil systems in a variety of industries

Advantages

- Convenient offline filtration
- Simple to operate
- Greater system availability
- Reduction of Life Cycle Cost LCC
- Filtration and fluid monitoring (optional) in one device

Technical specifications

Pump type	Vane type
Max. flow rate	30 l/min / 40 l/min
Operating pressure	4.5 bar
Permitted suction pressure at suction port	-0.4 bar to 0.6 bar
Viscosity range	
OF 5 F / OF 5 L motor-pump unit 4	15 to 450 mm ² /s
OF 5 F / OF 5 L motor-pump unit 6 OF 5	15 to 350 mm ² /s
CM	15 to 200 mm ² /s
Permitted operating fluid	Mineral oil (others on request)
Fluid temperature	-10 to 80°C
Ambient temperature	-10 to 40°C
Seals	NBR (Option: FPM)
Protection class	IP 54
Power cable, length	10 m
Hoses, length	3 m
Hose connections	Suction hose NW 30 with lance Pressure hose NW 25 with lance
Weight	
OF 5 F / OF 5 L	≈ 75 kg
OF 5 CM	≈ 85 kg

Preferred models (with shorter delivery times)

Part number	Model code
720335	OF5L10 P6N2---E
587220	OF5F10 P6N2---E

Model code

OF 5 F 10 P 6 N 2 B 05 E / -

Basic type

OF 5

Versions

F = with change-over valve
L = without change-over valve
CM = without change-over valve, with Fluid Condition Monitoring

Type code

10 = standard
special models on request

Seals

P = NBR (Perbunan)
V = FKM (FPM, Viton®)

Motor-pump unit

Meas. ref.	Theor. flow rate at 1450 rpm	Max. viscosity	El. motor rating at 50 Hz
3	30 l/min	250 mm ² /s	0.75 kW
4*	30 l/min	450 mm ² /s	1.5 kW
6*	40 l/min	350 mm ² /s	1.5 kW

* for CM version up to 200 mm²/s

Electric motor voltage

M = 230V, 50 Hz, 1 Ph
M60 = 230V, 60 Hz, 1 Ph
N = 400V, 50 Hz, 3 Ph
N60 = 400V, 60 Hz, 3 Ph
S = 500V, 50 Hz, 3 Ph
X = special voltage
Other voltages on request

Filter size

1 = filter element 330
2 = filter element 1300

Filter material

B = Betamicron (BN4HC)
A = Aquamicron (BN4AM), (AM)

Filtration rating

03 = 3 µm BN4HC; BN4AM
05 = 5 µm BN4HC
10 = 10 µm BN4HC; BN4AM
20 = 20 µm BN4HC;
40 = 40 µm AM

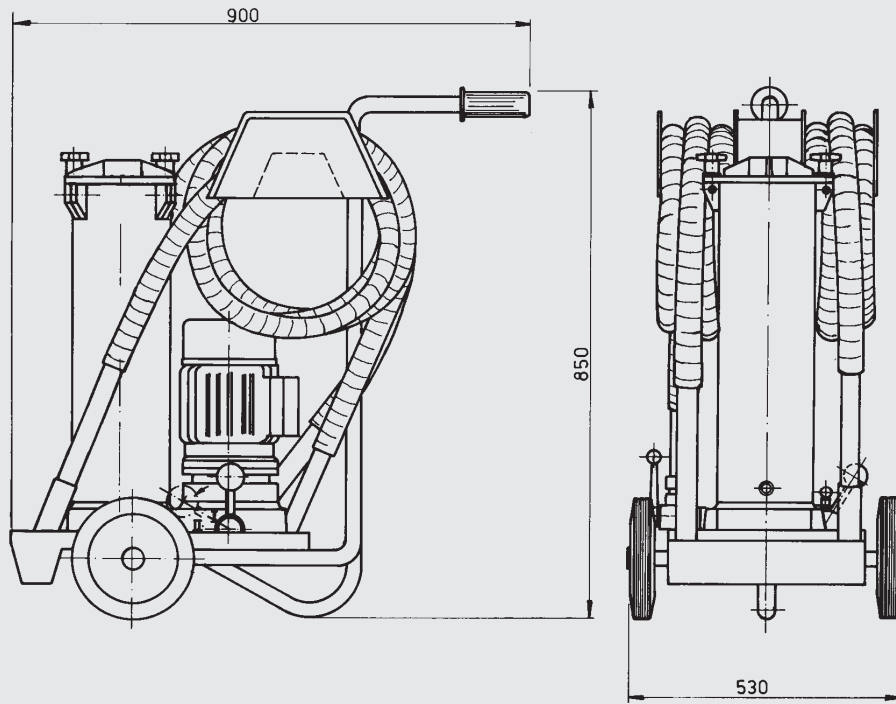
Clogging indicator

E = standard, pressure gauge
B = option: differential pressure gauge - visual (VM 2 B.1)
C = option: differential pressure gauge - electrical (VM 2 C.1)
B, C not for version "L"

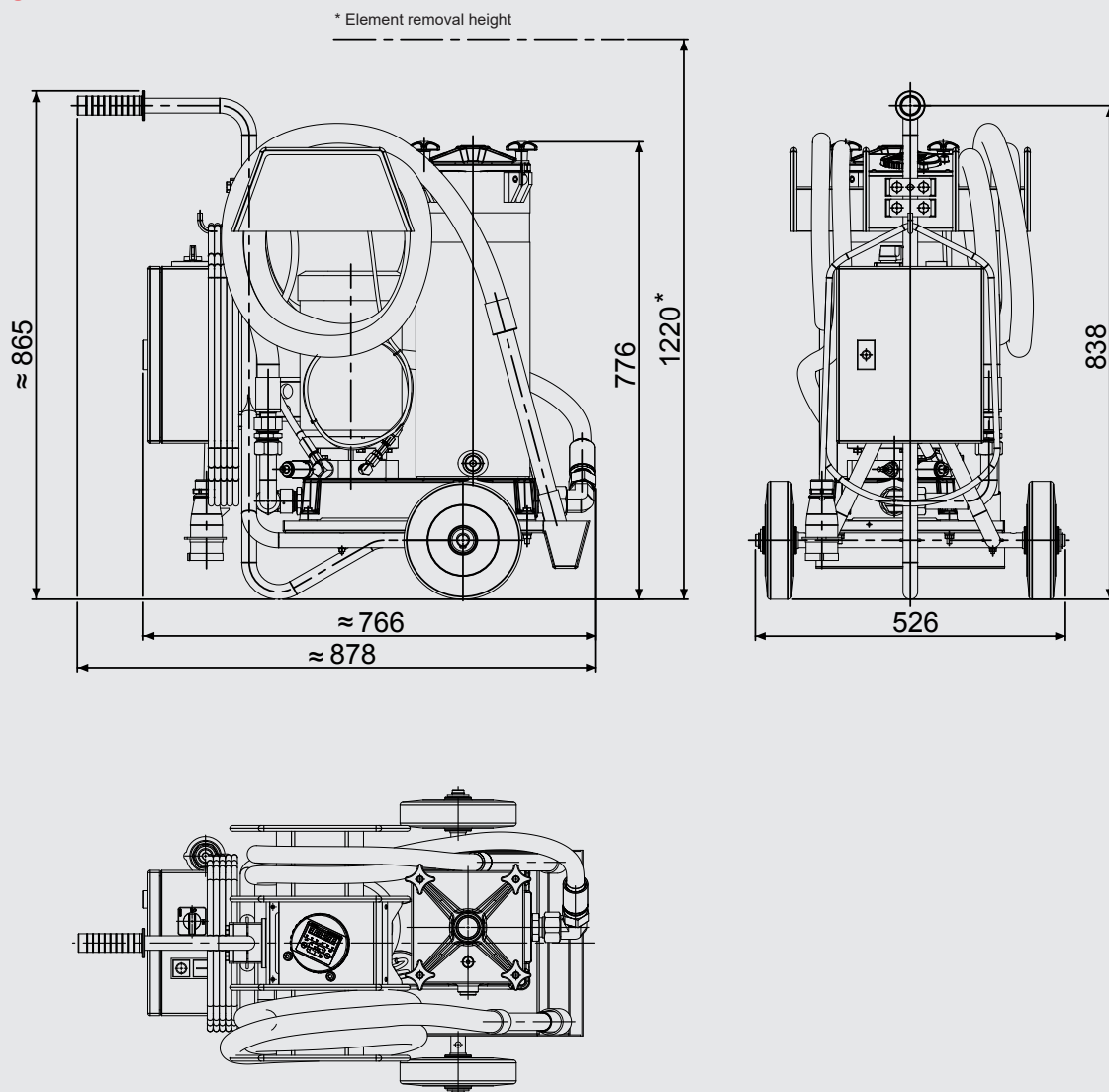
Monitoring devices (only for OF 5 CM)

CD = ContaminationSensor CS1320 (with display)
CS = ContaminationSensor CS1310 (without display) with SensorMonitoring Unit SMU1260
ACD = ContaminationSensor CS1320 (with display) and AquaSensor AS3000 (with Display)
ACS = ContaminationSensor CS1310 (without display) and AquaSensor AS1000 (without display) with SensorMonitoring Unit SMU1270

**Dimensions
OF 5 F...
OF 5 L...**

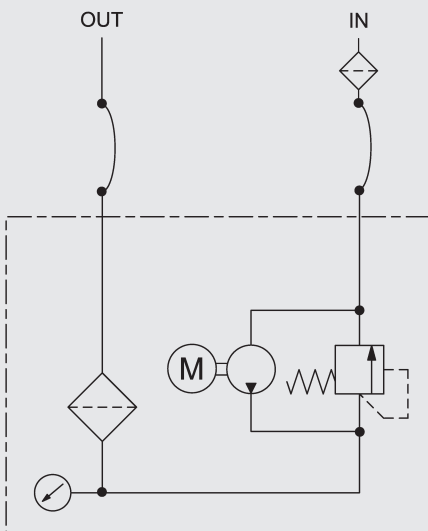


**Dimensions
OF 5 CM**

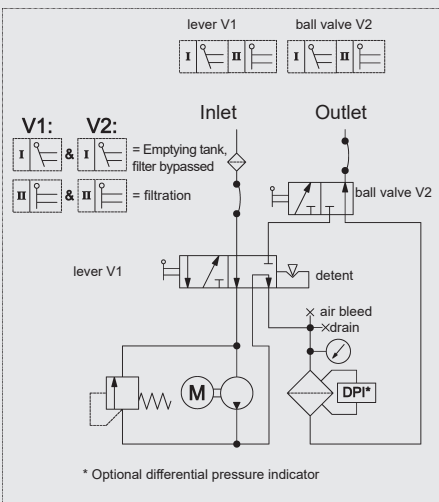


Hydraulic circuit diagram

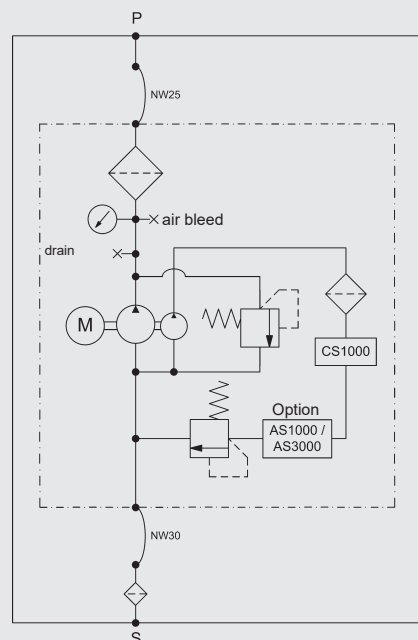
OF 5 L ...



OF 5 F ...



OF 5 CM ...



Replacement elements

Filter size	Filtration rating	Element type	Part No.
1	3 µm	0330 R 003 ON /-KB	1262999 (1263640)
1	5 µm	0330 R 005 ON /-KB	1263000 (1263641)
1	10 µm	0330 R 010 ON /-KB	1263001 (1263642)
1	20 µm	0330 R 020 ON /-KB	1263002 (1263643)
1	40 µm	0330 R 040 AM /-KB (-V-KB)	1272067 (1266563)
1	3 µm	0330 R 003 BN4AM /-KB (-V-KB)	1272069 (1276690)
1	10 µm	0330 R 010 BN4AM /-KB (-V-KB)	1272068 (1281126)
2	3 µm	1300 R 003 ON /-KB	1263059 (1263760)
2	5 µm	1300 R 005 ON /-KB	1263060 (1263761)
2	10 µm	1300 R 010 ON /-KB	1263061 (1263762)
2	20 µm	1300 R 020 ON /-KB	1263062 (1263763)
2	3 µm	1300 R 003 BN4AM /-KB (-V-KB)	1267991 (1271839)
2	10 µm	1300 R 010 BN4AM /-KB (-V-KB)	1270010 (1276060)
2	40 µm	1300 R 040 AM /-KB	1267699

Note

The information in this brochure relates to the operating conditions and applications described.

For applications and operating conditions not described, please contact the relevant technical department.

Subject to technical modifications.

HYDAC FILTER SYSTEMS GMBH

Industriegebiet

D-66280 Sulzbach / Saar

Tel.: +49 (0) 6897/509-01

Fax: +49 (0) 6897/509-9046

Internet: www.hydac.com

E-mail: filtersystems@hydac.com