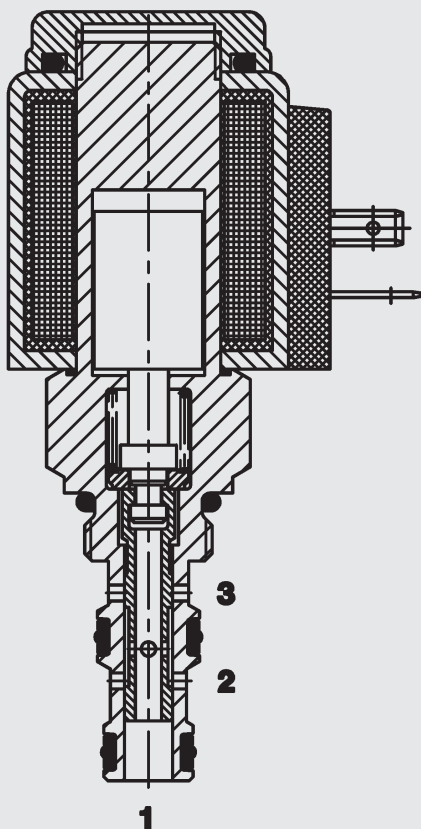


## FUNCTION



When the solenoid coil is de-energized, the valve allows flow from port 1 to 2 or from port 2 to 1, while blocking flow at port 3. When energized, the valve allows flow from port 3 to 1 or from port 1 to 3, while blocking flow at port 2.

## 3/2 Solenoid Directional Valve **UNF** Spool Type, Direct-Acting SAE-07 Cartridge – 350 bar WK07L-01

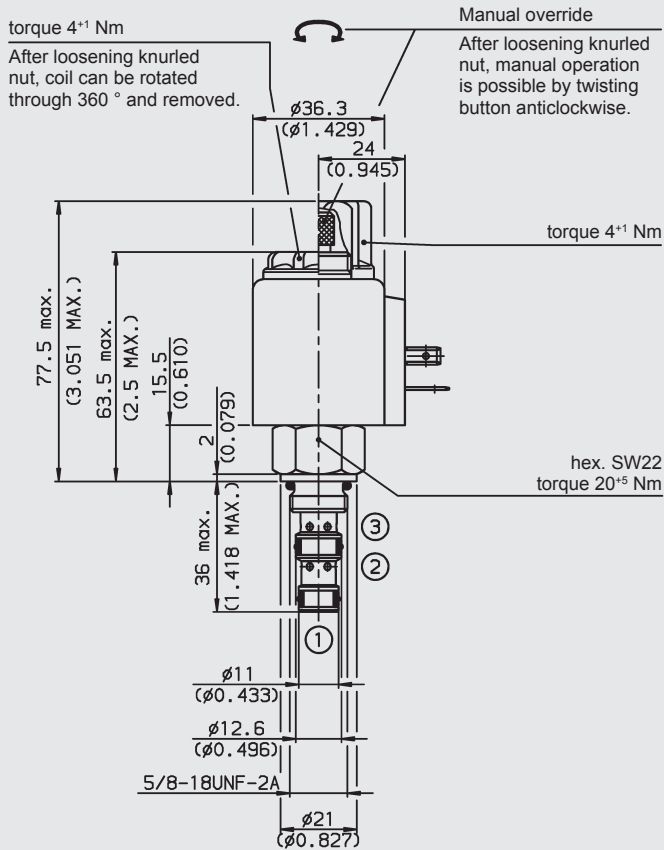
### FEATURES

- External surfaces zinc-plated and corrosion-proof
- Hardened and ground internal valve components to ensure minimal wear and extended service life
- Coil seals protect the solenoid system
- Wide variety of connectors available
- Excellent switching performance by high power HYDAC solenoid
- Low pressure drop due to CFD optimized flow path

### SPECIFICATIONS

Operating pressure:	max. 350 bar	
Nominal flow:	max. 10 l/min	
Internal leakage:	150 cm <sup>3</sup> /min at 210 bar and 34 mm <sup>2</sup> /s	
Media operating temperature range:	-20 °C to +100 °C	
Ambient temperature range:	-20 °C to + 60 °C	
Operating fluid:	Hydraulic oil to DIN 51524 Part 1 and 2	
Viscosity:	min. 7.4 mm <sup>2</sup> /s to max. 420 mm <sup>2</sup> /s	
Filtration:	Class 21/19/16 according to ISO 4406 or cleaner	
MTTF <sub>d</sub> :	150 years (see "Conditions and instructions for valves" in brochure 5.300)	
Installation:	No orientation restrictions	
Materials:	Valve body:	free-cutting steel
	Spool:	hardened and ground steel
	Seals:	NBR (standard) FKM (optional, media temperature range -20 °C to +120 °C)
	Back-up rings:	PTFE
	Coil:	steel / polyamide
Cavity:	FC07-3	
Weight:	Valve complete	0.34 kg
	Coil only	0.19 kg
Electrical data:		
Type of voltage:	DC solenoid, AC voltage is rectified using a bridge rectifier built into the coil	
Current draw at 20 °C:	1.5 A at 12 V DC	
	0.8 A at 24 V DC	
Voltage tolerance:	± 15% of the nominal voltage	
Coil duty rating:	Continuous up to max. 115% of the nominal voltage at 60 °C ambient temperature	
Coil type:	Coil...-40-1836	

## DIMENSIONS



## MODEL CODE

**WK07L-01 M-C-N-24 DG**

**Basic model** \_\_\_\_\_  
Directional spool valve, UNF

**Type** \_\_\_\_\_  
01 = standard

**Manual override** \_\_\_\_\_  
no details = without manual override  
M = manual override

**Body and ports** \_\_\_\_\_  
C = cartridge only

**Seals** \_\_\_\_\_  
N = NBR (standard)  
V = FKM

**Coil voltage** \_\_\_\_\_  
**DC voltages**  
12 = 12 V DC  
24 = 24 V DC  
**AC voltages** (bridge rectifier built into the coil)  
115 = 115 V AC  
230 = 230 V AC

Other voltages on request

**Coil connectors (type 40-1836)** \_\_\_\_\_  
DC: DG = DIN connector to EN 175301-803  
DK = KOSTAL threaded connection M27x1  
DL = 2 flying leads, 457 mm long, 0.75 mm<sup>2</sup>  
DN = Deutsch connector, 2-pole, axial  
DT = AMP Junior Timer, 2-pole, radial  
AC: AG = DIN connector to EN 175301-803  
Other connectors on request

## Standard models

Model code	Part No.
WK07L-01-C-N-24DG	3034324
WK07L-01-C-N-230AG	3091310

Other models on request

## Standard in-line bodies

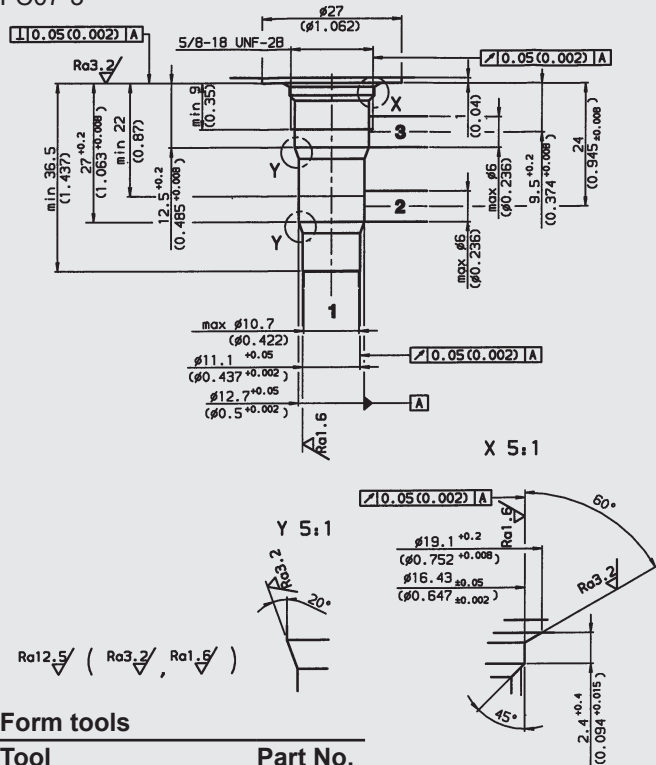
On request

## Seal kits

Code	Material	Part No.
FS073-N SEAL KIT	NBR	3086946

## CAVITY

FC07-3



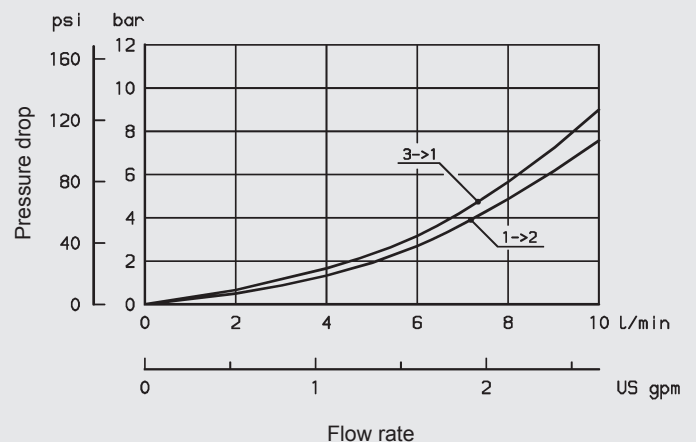
## Form tools

Tool	Part No.
Countersink FC07-3	176537
Reamer FC07-3	176538

millimeter (inch)  
subject to technical modifications

## PERFORMANCE

Measured at  $v = 34 \text{ mm}^2/\text{s}$ ,  $T_{\text{oil}} = 46 \text{ }^\circ\text{C}$



## NOTE

The information in this brochure relates to the operating conditions and applications described. For applications or operating conditions not described, please contact the relevant technical department.  
Subject to technical modifications.

## HYDAC Fluidtechnik GmbH

Justus-von-Liebig-Str.  
D-66280 Sulzbach/Saar  
Tel: 0 68 97 /509-01  
Fax: 0 68 97 /509-598  
E-Mail: flutec@hydac.com